



A tradition of distinction, with
a mission to innovate solutions
for tomorrow

Square D Low Voltage Family of Switchboards



schneider-electric.us/qed



Life Is On



QED Family of Switchboards

Square D brand QED switchboards from Schneider Electric set the standard for switchboard reliability.



Their durable construction and flexible design continue to make them a favorite switchboard among consulting engineers, builders, facility managers and electrical personnel. And with Future Ready™ components, such as Masterpact™ MTZ power circuit breakers, PowerPact™ circuit breakers, and advanced metering, QED switchboards are ready to fit into any EcoStruxure™ Power application.

Square D™ low voltage switchboards are available in both standard and custom versions. Standard versions use preconfigured designs and offer optimized lead times as short as four weeks.

Custom versions of switchboards are also available to accommodate project-specific design criteria.

Connectivity Is the Key to Reliability, Up-time, and Sustainability

To meet today's challenges, your electrical equipment has to be reliable, provide maximum uptime, and communicate in ways building managers have only dreamed of. Well ... welcome to the new world of Square D brand QED switchboards from Schneider Electric. Now featuring the Masterpact MTZ air circuit breaker, you can avoid surprises with direct access and control of your operations in a variety of ways that best suit your needs and application.

With secure wireless connectivity at the local level, you can connect to, upgrade, exercise, and maintain individual circuit breakers. With networked solutions, you can collect data, receive alerts for maintenance and make use of enterprise-wide connectivity to manage your operation more efficiently and securely.

EcoStruxure Power offers advanced power system communication at every level of your operation. Connected products such as Masterpact MTZ circuit breakers are a key component of EcoStruxure Power, providing real-time operations data, smart analytics, and improved safety and security to your facility and processes. Welcome to the future of power.

EcoStruxure enables Schneider Electric, our partners, and end-user customers to develop scalable and converged IT/OT solutions that:

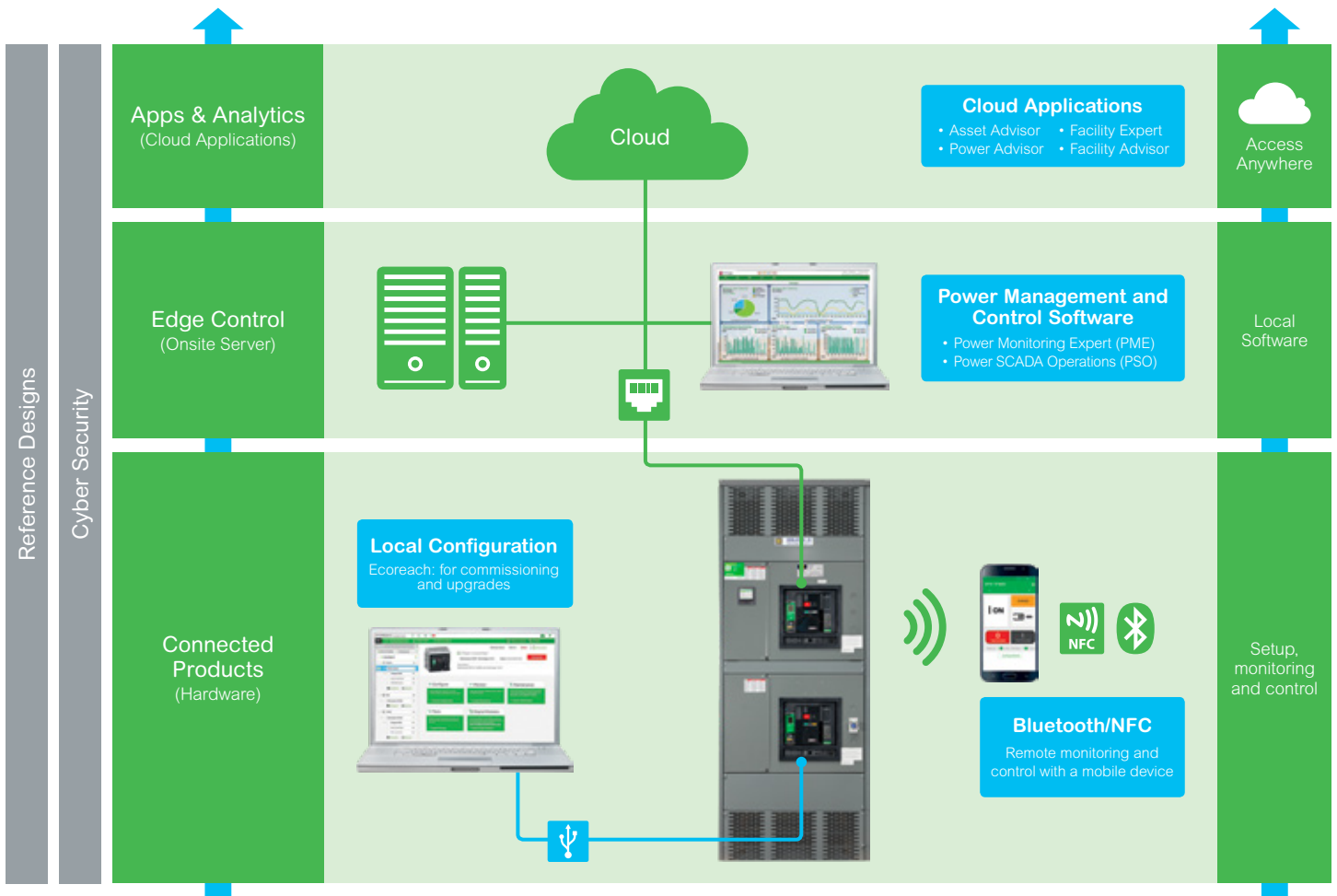

- Maximize energy efficiency and sustainability through smarter systems and real-time, data-driven decisions.
- Optimize asset availability and performance through predictive analytics and proactive maintenance.
- Enable smart, productive, and profitable operations through reduction of waste and downtime.
- Provide mobile insight and proactive risk-mitigation through simulation, situational awareness, and digitization.
- Foster open innovation and interoperability through development and partnerships with leading standards organizations and best-in-class technology leaders.

Masterpact™ MTZ

FUTURE READY

Wireless Connections

- Connect via wireless, or locally with Bluetooth® and NFC connections
- Review status via smartphone: self-diagnosis, load levels, alarms, protection settings
- Review energy consumption, power quality, phase balance, and health status
- Review locally in the electrical room on the Micrologic™ X display, on your smartphone, or on an installed display monitor





Get It Faster

As project schedules get tighter and tighter, use the RapidSource™ service to save time and money on your next project. Our high quality, pre-engineered solutions provide shorter lead times and reliable, on-time delivery of equipment when and where you need it.

Faster project turn around



Save Time

Shorter Equipment Lead Times



Speed Construction

Projects move quicker with expedited delivery schedule



Fast and easy quotation and ordering

On-line product configuration tools



Reduce project downtime

On-demand factory-approved drawings allow earlier starts on installation set-up

Standard QED-2 Switchboards

We are able to provide a more responsive, faster and more flexible switchboard solution by focusing on the most frequently requested ratings and options of our standard Square D QED-2 Switchboards. We are constantly expanding the offer and can ship most options in four weeks.



Ratings

- Up to 4000A and 100kAIC
- Bus Bar Plating – Alum/ Tin and Copper/Silver

Enclosure Options

- NEMA Type 1
- Outdoor NEMA Type 3R



Group Mounted Devices With Metering down to 15 Amps

PowerPact with Micrologic trip units offer capability to meter energy down to 15A. Standard trip units provide convenient, local data access through a high visibility front display.



Metering Options

- Powerlogic™ Power Meters
- ION Meters

Surge Protection

- Surgelogic™ surge protection in main section or I-Line™ interior



Unrestricted Branch Mounting

The unique design of the I-Line single or double row distribution section allows branch circuit breakers the flexibility to mount a 15A circuit breaker next to a 1200A circuit breaker. This presents the opportunity for more effective use of space.



Individually Mounted Devices

- PowerPact R, P, and M
- Masterpact NW Fixed
- Bolted Pressure Switch
- Main Lugs
- Utility Compartments



Energy Reduction Maintenance Switch

Individually and group mounted devices


A Tradition of Distinction

Square D QED-2 Low Voltage Switchboards

Square D QED-2 switchboards set the standard for system solutions of today and those of tomorrow by delivering on higher expectations and standards! Square D Switchboards have been setting the standards for electrical distribution systems due to their trusted durable construction and continuous innovative progression that keeps Square D one step ahead of all others. This progression includes integrating power metering and communications capabilities providing direct access to energy management at main and feeder level. This allows for flexibility in developing simple or complex monitoring solutions, as well as future expansion. Square D low voltage custom switchboards are designed to distribute electrical power and provide a reduced footprint without compromising performance or versatility.

A Solid Foundation

Square D switchboard ratings offer a robust solution through 5,000 A and 200 kA. Higher feeder ampacities are available with individually mounted branch devices up to 4,000 A.



Innovative but Familiar

The Quick Connect capability allows for a simple and seamless connection when installing. Even though Square D switchboards continue to become more innovative, the quality and familiarity of the equipment leads the industry.

Energy Reduction Maintenance

An ERMS switch meets the NEC 240.87 code for arc flash energy reduction, improving worker safety by modifying the trip curve. A "Maintenance Mode" switch is mounted on the switchboard.

Industry Leading Compact Footprint

Square D switchboard were designed with the customer in mind. They provide front accessibility that aids in reducing footprint as well as provides convenient access for maintenance.






EcoStruxure Power Communications

EcoStruxure Power provides networked metering and status data from Square D switchboards and other electrical equipment. Masterpact and PowerPact circuit breakers with Micrologic control units offer energy and power quality metering capabilities integrated into the control units. Combined with the EcoStruxure Power, circuit breakers can be networked, monitored and controlled remotely, revealing opportunities to reduce downtime and monitor energy use for savings in electric system operating costs.



Designed with the Customer in Mind

Square D Switchboards allow for custom engineering for each line-up such as Main-Tie-Mains, Automatic Transfers, Commercial Multi-Metering, and reduced height configurations.



Efficient Distribution

The I-Line distribution section is enhanced for safety and ease of installation.

The I-Line offers jaw-type connections which provide a firmer, more secure grip on the bus bar under high-level fault conditions for improved uptime. Distribution sections are available in single or double row construction allowing an increased power density in a compact footprint.

Reliable and Rugged

Power-Style QED-6 Rear-connected Switchboards

Power-Style™ QED-6 rear-connected switchboards are designed to provide superior functionality and reliable electrical distribution, protection, and power quality management for the entire facility. The prime components are individually mounted Masterpact, PowerPact H, and PowerPact J circuit breakers. QED-6 switchboards are designed to maximize the functionality of these circuit breakers, which, in turn, delivers maximum uptime, system selectivity, and circuit protection—all of this in a fully withdrawable construction.

Room to Work and Expand

Large cable compartment pull area allowing maximum room for power cables (located in rear).



Innovative Design

Instrument compartments are designed for safety. Innovative design allows easy access to relays and PLCs in the instrument compartment for maintenance or operation.

Wide Range of Accessories

Family of field-installable upgrades including communications.

UL Listed

Power-Style QED-6 switchboards are listed to Underwriters Laboratories (UL) 891.



Easy Access

Front accessible interconnect wireway makes secondary wiring installation a snap with the locking, pull apart type terminal blocks.

Compartmentalized

Separate compartments for circuit breakers, bussing, and load cabling.

Masterpact MTZ Power Circuit Breakers

Masterpact MTZ circuit breakers prepare you for the future of power distribution with smart connectivity, remote monitoring, and easy customization via digital modules. Masterpact MTZ circuit breakers bring the future-ready EcoStruxure Power capabilities you need to build smart, secure, and sustainable power distribution systems.



Remote Racking Option

Rack Masterpact circuit breakers remotely, from outside the arc flash boundary.



Quality Is Standard

Bolted silver-plated copper bus provided as standard (up to 6000 A maximum)



Thermal Sensing

Thermal monitoring sensors available for smart applications to improve reliability and improve maintenance.





Speed-D Switchboards

for service entrance applications rated 400-800 A



Square D brand Speed-D™ switchboards provide a compact design for applications requiring either circuit breaker or fusible disconnects with multiple mains. Speed-D is also ready to meet EUSERC requirements by combining a EUSERC utility CT compartment, a single main circuit breaker or main fusible disconnect, and an I-Line (up to 480 V) or NQ (up to 240 V) distribution panelboard. Speed-D switchboards are perfect for strip malls, multi-family homes, and other applications where multiple service disconnects are required.

And as its name says, Speed-D switchboards are available for quick ship delivery to meet the challenges of today's construction schedules.

Two utility types are available:

- Service Disconnect – Distribution
- Up to six service disconnects



Speed D merchandised LV service section switchboards were designed for the EUSERC market.



Watch the video >





Other Special Switchboards Include:

- Quick Connect Generator Switchboard
- Corner Grounded Delta Systems
- Fire Pump Connections
- Utility Metering
- Power-Style QED Switchboards with Connection to MCCs
- Commercial Multi-Metering Switchboards





Whether it is a highly customizable switchboard or an expedited switchboard needed.

Your requirements and expectations will not only be met but exceeded with Square D low voltage switchboards.

Maintain Quality in Your Electrical Room

1 Comply with requirements as follows:

Standards	
UL 50	Enclosures for Electrical Equipment
UL 98	Enclosed and Deadfront Switches
UL 489	Molded Case Circuit Breakers
UL 891	Deadfront Switchboards
UL 977	Fused Power Circuit Devices
UL 943	Ground Fault Circuit Interrupters
UL 1053	Ground Fault Sensing and Relaying Equipment
NEC Article 834	Switchboards
NFPA 70	National Electrical Code® (NEC®)
ANSI/IEEE C12.1	Code for Electricity Metering
ANSI C39.1	Electrical Analog Indicating Instruments
ANSI C57.13	Instrument Transformers
NEMA AB 1	Molded Case Circuit Breakers and Molded Case Switches
NEMA PB 2	Switchboards

2 Switchboard Electrical Ratings:

- a Nominal AC System Voltage: [600 Vac] [480 Vac] [240 Vac] [208 Vac]
- b Maximum Design Voltage: 600 Vac
- c Maximum Short-Circuit Current: 100 kAIR (@ 635 Vac)



3 Switchboard General Construction:

- a Indoor NEMA 1 Enclosure or Outdoor NEMA 3R Enclosure
- b Fixed or Drawout Circuit Breakers
- c Removable Rear Cover Panels Secured with Captive Screws [Hinged Doors]

Life Is On



For assistance or more information:

-  Ask your authorized Schneider Electric Distributor
-  Call at 888-SQUARED (888-778-2733)
-  Visit schneider-electric.us/switchboards

Schneider Electric USA

800 Federal Street
Andover, MA 01810
Tel: (978) 794-0800

schneider-electric.us/qed

January 2019

Document Number 2740BR1801

CED Roanoke

cedroanoke.com

(540) 362-7502

marketing@cedroanoke.com